


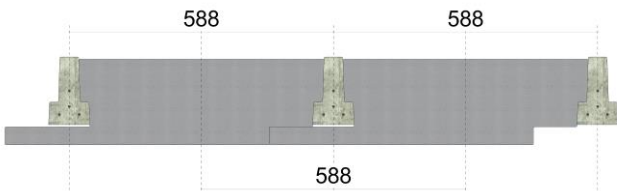
# Litecast XT

## LOADSPAN TABLES

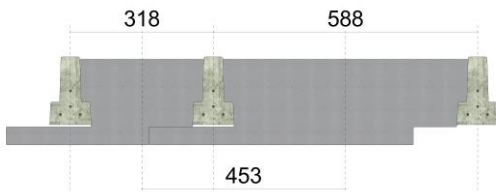


Beam Reference	Height (mm)	Width (mm)	Weight (kg/m)	Weight (kN/m)
L14	150	92	24	0.235

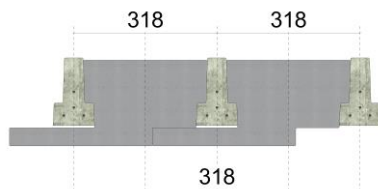
The loadspan tables show below are for illustrative purposes only, for further information please contact Litecast Homefloors on: 02476 356 161



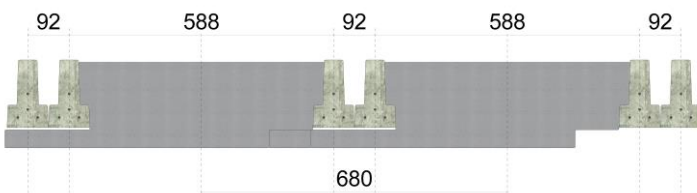
S588	Finishes = 1.725 kN/m <sup>2</sup>					
	Imposed load kN/m <sup>2</sup>					
Self Weight	1.5	2	2.5	3	4	5
kN/m <sup>2</sup>	Maximum Clear Span (m)					
0.52	4.29	4.02	3.80	3.61	3.30	3.05



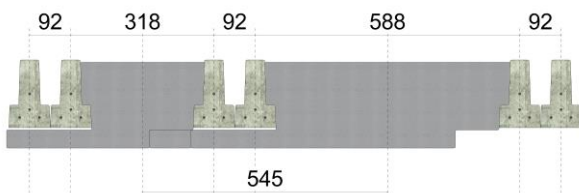
S453	Finishes = 1.725 kN/m <sup>2</sup>					
	Imposed load kN/m <sup>2</sup>					
Self Weight	1.5	2	2.5	3	4	5
kN/m <sup>2</sup>	Maximum Clear Span (m)					
0.63	4.83	4.54	4.29	4.08	3.74	3.47



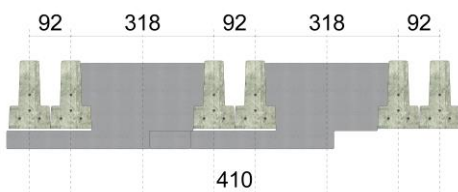
S318	Finishes = 1.725 kN/m <sup>2</sup>					
	Imposed load kN/m <sup>2</sup>					
Self Weight	1.5	2	2.5	3	4	5
kN/m <sup>2</sup>	Maximum Clear Span (m)					
0.82	5.64	5.32	5.04	4.81	4.41	4.10



D680	Finishes = 1.725 kN/m <sup>2</sup>					
	Imposed load kN/m <sup>2</sup>					
Self Weight	1.5	2	2.5	3	4	5
kN/m <sup>2</sup>	Maximum Clear Span (m)					
0.93	5.38	5.08	4.82	4.60	4.23	3.94



D545	Finishes = 1.725 kN/m <sup>2</sup>					
	Imposed load kN/m <sup>2</sup>					
Self Weight	1.5	2	2.5	3	4	5
kN/m <sup>2</sup>	Maximum Clear Span (m)					
1.11	5.89	5.57	5.30	5.06	4.67	4.36



D410	Finishes = 1.725 kN/m <sup>2</sup>					
	Imposed load kN/m <sup>2</sup>					
Self Weight	1.5	2	2.5	3	4	5
kN/m <sup>2</sup>	Maximum Clear Span (m)					
1.42	6.57	6.24	5.95	5.70	5.28	4.94